




TRAFFIC SAFETY EQUIPMENTS



Company Profile

About Us

Established in 2015, Crossroad Traffic is the leading end to end Traffic Safety Solutions provider in Istanbul, Turkiye. With a rich history of collaboration with Mercedes Benz spanning over 25 years, Crossroad Traffic brings its expertise and innovation to the traffic safety equipments and services worldwide.

Our Mission

To enhance road safety through innovative and reliable traffic safety equipments. We aim to reduce traffic accidents and ensure the safety of drivers, pedestrians, and workers in various environments, including highways, parking lots, and construction sites.

Our Products

We offer a wide range of traffic safety products designed to meet the diverse needs of our clients. Delineators, Island Refuge Signs, Lane Channelizers, Barriers & Barricades, Delineator Panels, Temporary Signs, Traffic Cones, Warning Posts, Plastic and Rubber Speed Bumps, Road Studs, Car Stoppers, Corner Guards, Metal Parking Accessories, Traffic Mirrors, Tactile Walking Surfaces, Warning Lamps, Traffic Signs.

Quality and Innovation

Crossroad Traffic is dedicated to continuous improvement and innovation. Our products undergo rigorous testing in accredited laboratories to ensure they meet the highest safety standards. We leverage cutting-edge technology to develop new solutions that address the evolving needs of traffic management. Our commitment to quality and precision is reflected in every product we offer.



Sustainability and Responsibility

Crossroad Traffic is committed to sustainable practices and environmental responsibility. Our quality management system is certified to ISO 9001, and our environmental management system is certified to ISO 14001.

We also adhere to energy management standards reflecting our dedication to reducing our environmental footprint.

Global Reach

With a strong presence both domestically and internationally, Crossroad Traffic serves government agencies, contracting companies, and private businesses worldwide.

Our products are trusted in various applications, from permanent traffic control installations to temporary safety measures. Our innovative solutions have positioned us as one of the leaders in the international market.

Heritage and Expertise

Building on decades of expertise in technology and legal regulations, Crossroad Traffic continues to drive the development of pioneering solutions in traffic management.

We are proud to contribute to the unification of road safety regulations and to offer comprehensive know-how in traffic management around the world.

INDEX



01

Flexible Delineators

Page / 09



02

Island Refuge Signs

Page / 31



03

Lane Channelizers

Page / 43



04

Barriers and Barricades

Page / 59



05

Delineator Panels

Page / 73



06

Temporary Signs and Barricades

Page / 83



07

PVC Traffic Cones

Page / 97



08

Plastic Road Cones

Page / 119



09

Marker Posts

Page / 135



10

Plastic Speed Ramps

Page / 155



11

Rubber Speed Ramps

Page / 167



12

Road Studs

Page / 181

INDEX



13

Rubber Car Stoppers

Page / 191



14

Parking Guards

Page / 197



15

Metal Parking Accessories


Page / 211



16

Convex Traffic Mirrors

Page / 227



17

Tactile Walking Surfaces

Page / 233



18

Portable Caution Signs

Page / 239



19

Safe Blink Flashers

Page / 247



20

Plastic Traffic Signs

Page / 253



21

Temporary Road Signs


Page / 265



22

Essentials and Accessories

Page / 271



1.DELINEATORS

1.FLEXIBLE DELINEATORS

1.1 Primeflex 110 cm



	CR 2530
Material	TPU
Height (cm)	110
Ø Top - Base (cm)	8/20
Weight (kg)	1,60 ± 0,1

GN	BL	RD	O	YL
RAL 6024	RAL 5017	RAL 3020	RAL 2009	RAL 1023
BK	W	GR		
RAL 9017	RAL 9016	RAL 7042		



ALL OUR ITEMS ARE SUPPLIED WITH THE APPROPRIATE INSTALLATION SET

1.FLEXIBLE DELINEATORS

1.1 Primeflex 100 cm



CR 2513

Material	TPU
Height (cm)	100
Ø Top - Base (cm)	8/22
Weight (kg)	1,60 ± 0,1

GN	BL	RD	O	YL
RAL 6024	RAL 5017	RAL 3020	RAL 2009	RAL 1023
BK	W	GR		
RAL 9017	RAL 9016	RAL 7042		



ALL OUR ITEMS ARE SUPPLIED WITH THE APPROPRIATE INSTALLATION SET

1.FLEXIBLE DELINEATORS

1.1 Primeflex in Different Colors 100/75/45/30 cm



	CR 2512			
Material	TPU			
Height (cm)	100	75	45	30
Ø Top - Base (cm)	8/22		8/20	
Weight (kg)	1,50 ± 0,1	1,20 ± 0,1	0,84 ± 0,1	0,65 ± 0,01

GN	BL	RD	O	YL
RAL 6024	RAL 5017	RAL 3020	RAL 2009	RAL 1023
BK	W	GR		
RAL 9017	RAL 9016	RAL 7042		



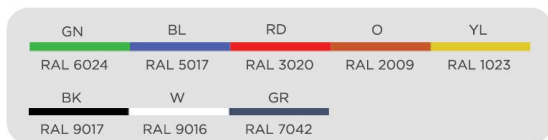
ALL OUR ITEMS ARE SUPPLIED WITH THE APPROPRIATE INSTALLATION SET

1.FLEXIBLE DELINEATORS

1.1 Primeflex 75 cm



	CR 2501	CR 2515	CR 2517	CR 2505	CR 2527
Material	TPU				
Height (cm)	75				
Ø Top - Base (cm)	8/20	9/22	11/22	7/20	8/20
Weigght (kg)	1,20 ± 0,1	1,60 ± 0,1	1,90 ± 0,1	1,20 ± 0,1	1,30 ± 0,1




ALL OUR ITEMS ARE SUPPLIED WITH THE APPROPRIATE INSTALLATION SET

1.FLEXIBLE DELINEATORS

1.1 Primeflex 45 cm



	CR 2502	CR 2516	CR 2506	CR 2528
Material	TPU			
Height (cm)	45			
Ø Top - Base (cm)	8/22	9/22	7/22	8/20
Weight (kg)	0,94 ± 0,1	1,10 ± 0,1	0,84 ± 0,1	0,98 ± 0,1



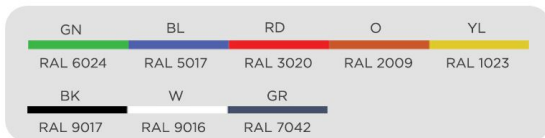
ALL OUR ITEMS ARE SUPPLIED WITH THE APPROPRIATE INSTALLATION SET

1.FLEXIBLE DELINEATORS

1.1 Primeflex 30 cm



Material	TPU
Height (cm)	30
Ø Top - Base (cm)	8/22
Weight (kg)	0,70 ± 0,1



ALL OUR ITEMS ARE SUPPLIED WITH THE APPROPRIATE INSTALLATION SET

1.FLEXIBLE DELINEATORS

1.1 Technical Features of Primeflex Flexible Delineators



- TPU Material: Flexibly rebounds, unbreakable
- Weather Resistance: Functions from -20°C to +60°C.
- Installation: Easy, quick setup.



- Visibility: High day/night visibility.
- Reflective Sheeting: High-grade reflective PVC for safety.
- Collision Safety: Soft, vehicle-friendly material.



- Durability: Long-lasting build.
- Application: Ideal for off-highway environments.
- Color Stability: UV-proof, non-fading colors.
- Certifications: ISO 9001: 2015, CE EN 12288:2007 compliant

1.FLEXIBLE DELINEATORS

1.2 Primeflex Ultra 100/75/45 cm



	CR 3937	CR 3938	CR 3940
Material	TPU		
Height (cm)	100	75	45
Weight (kg)	1,6	1,9	1,6
GTIN	CR PFU-100 O-WT	CR PFU-75 O-WT	CR PFU-45 O-WT

GN	BL	RD	O	YL
RAL 6024	RAL 5017	RAL 3020	RAL 2009	RAL 1023
BK	W	GR		
RAL 9017	RAL 9016	RAL 7042		



ALL OUR ITEMS ARE SUPPLIED WITH THE APPROPRIATE INSTALLATION SET


1.FLEXIBLE DELINEATORS

1.3 Duraflex 80/45 cm



	CR 3150	CR 3151	CR 3152
Material	TPU		
Height (cm)	80		45
Weight (kg)	1,8	1,7	1,2
GTIN	CR DF-100 O-WT	CR DF-80 O-ST	CR DF-45 O-ST

GN	BL	RD	O	YL
RAL 6024	RAL 5017	RAL 3020	RAL 2009	RAL 1023
BK	W	GR		
RAL 9017	RAL 9016	RAL 7042		



ALL OUR ITEMS ARE SUPPLIED WITH THE APPROPRIATE INSTALLATION SET

1.FLEXIBLE DELINEATORS

1.3 Technical Features of Duraflex Flexible Delineators



- Easy installation with easy spin options UV resistant for enhanced durability and long-lasting color
- Features a crash-friendly design for superior impact resistance
- Made of flexible TPU with a high memory effect
- Resistant to light and heavy vehicles for reliable performance
- Post-impact quick shape regain to reduce maintenance needs



- DURAFLEX is a one-piece design, with the screw, anchor, and bollard all forming a unified whole.
- This innovative design improves the bollard's resistance to impact and accidents, providing enhanced durability and longevity compared to traditional bollards that rely on separate screws and a large base. DURAFLEX withstands the force of impacts and crashes better.



- Overall, the one-piece design of the bollard offers improved performance and longevity, making it an excellent choice for a wide range of applications where durability and safety are top priorities.



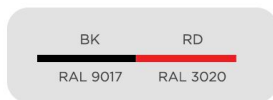
2. REFUGE SIGNS

2. ISLAND REFUGE SIGNS

2.1 Flexible Refuge Signs 100 cm



	2606	2607
Material	TPU	
Height (cm)	100	
Width (cm)	30	
Weight (kg)	3,40 ± 0,2	



ALL OUR ITEMS ARE SUPPLIED WITH THE APPROPRIATE INSTALLATION SET

2. ISLAND REFUGE SIGNS

2.1 Flexible Refuge Signs 85 cm




	2601	2602
Material		TPU
Height (cm)		85
Width (cm)		20
Weight (kg)		2 ± 0,1



ALL OUR ITEMS ARE SUPPLIED WITH THE APPROPRIATE INSTALLATION SET

2.ISLAND REFUGE SIGNS

2.1 Flexible Refuge Signs Technical Features



- Extremely Flexible TPU Material, unbreakable and rebound design.
- Strong Resistance to weather conditions -20° +60° C
- Easily installed.
- Excellent Night-day Visibility.



- Extremely high quality of reflective sheeting used (PVC Tape)
- Soft material so as not to damage the vehicle at a collision.
- UV stabilized and non-fading colors used



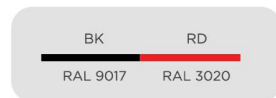
- Constructed from highly adaptable TPU material, our products offer exceptional flexibility, bending under impact and then returning to their original shape, ensuring no damage to vehicles and longevity of the item itself. This unique feature minimizes the risk of item loss and vehicular damage, providing a sustainable and cost effective solution for traffic management and safety

2.ISLAND REFUGE SIGNS

2.2 In Street Pedestrians Signs With Short - Long Base



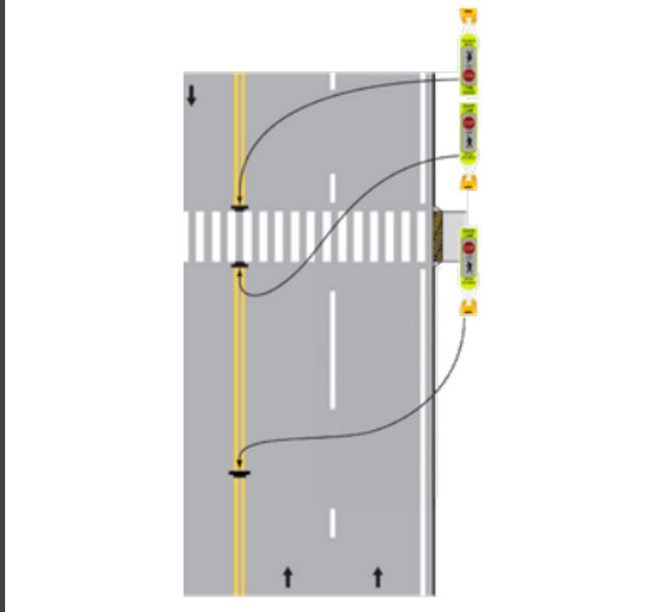
	CR 2610	CR 2611
Material / Top	TPU	
Material / Base	PP	
Size / Top (cm)	100x22x7,5	
Size / Base (cm)	44x22x5	100x22x5
Weight (kg)	4,25 ± 0,10	6 ± 0,10
GTIN	CR INS-S-BK - S / D	CR INS-L-BK - S / D



ALL OUR ITEMS ARE SUPPLIED WITH THE APPROPRIATE INSTALLATION SET

2.ISLAND REFUGE SIGNS

2.2. In Street Pedestrians Signs Technical Features



- Strong resistance to weather conditions (-20°C to +60°C).
- Easily installed.
- Excellent night and day visibility.
- Extremely high-quality reflective sheeting.
- UV stabilized and non-fading colors.
- Suitable for temporary or permanent use.
- Impact-resistant and high-performance




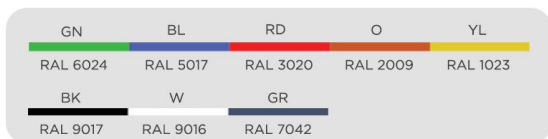
3.LANE CHANNELIZERS

3. LANE CHANNELIZERS

3.1 Safe Line Channelizers



	CR 2131	CR 2132	CR 2153	CR 2151	CR 2152
Material / Top	Glass Button		TPU		
Material / Base	PPC				
Height / Top (cm)			100	75	45
Size / Base (cm)	100x20x8				
Weight (kg)	4 ± 0,1	3,50 ± 0,1	5 ± 0,1	4,50 ± 0,1	4,10 ± 0,1

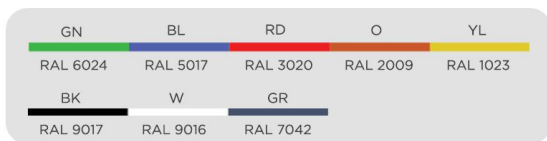


3. LANE CHANNELIZERS

3.2 Interlock Channelizers



	CR 2410	CR 2411	CR 2412	CR 2135	CR 2136
Material / Top	TPU			Glass Button	
Material / Base	PP				
Height / Top (cm)	100	75	45		
Size / Base (cm)	90x21x20				
Weight (kg)	8,20 ± 0,3	8 ± 0,3	7,65 ± 0,3	7,65 ± 0,3	7 ± 0,3



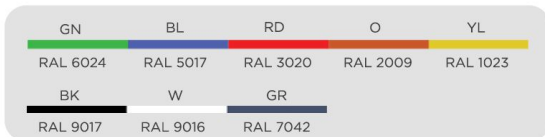
ALL OUR ITEMS ARE SUPPLIED WITH THE APPROPRIATE INSTALLATION SET

3. LANE CHANNELIZERS

3.3 Guide Curbs



	CR 2210	CR 2211	CR 2212
Material	PVC		
Size (cm)	100x20x8		
Weight (kg)	3,6 ± 0,10	4 ± 0,10	4,1 ± 0,10
GTIN	CR LC-SL	CR LC-SL-GR	CR LC-SL450



ALL OUR ITEMS ARE SUPPLIED WITH THE APPROPRIATE INSTALLATION SET

3. LANE CHANNELIZERS

Technical Features of Guide Curbs



- **Versatile Application:** Ideal for both temporary and permanent installations.
- **Durability:** Offers high impact resistance and performance under weather conditions from -20°C to +60°C



- **Effortless Setup:** Can be installed quickly by a single individual without excavation.
- **Flexible Design:** Adaptable for linear or curved configurations, supporting extended sequences.
- **Low Maintenance:** Requires minimal upkeep with no need for part replacements, featuring extremely flexible TPU posts.



- **Safety Enhanced:** High night and day visibility with reflective yellow strips for better detection.
- **Environmentally Friendly:** No metal parts and UV color stability, ensuring prolonged usability without environmental harm.

3. LANE CHANNELIZERS

3.4 Lean Edge Separators



	CR 2510	CR 2511
Material / Top		TPU
Material / Base		PPC
Height / Top (cm)	75	45
Size / Base (cm)		44x22x5
Weight (kg)	2,30 ± 0,1	1,90 ± 0,1



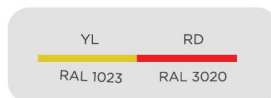
ALL OUR ITEMS ARE SUPPLIED WITH THE APPROPRIATE INSTALLATION SET

3. LANE CHANNELIZERS

3.5 Winglet Channelizers



Material	ABS+TPU / Micro-Prismatic Reflective	TPU / Micro-Prismatic Reflective
Size (cm)	16x26x28	12x14x26
Weight (kg)	1,45 ± 0,05	0,60 ± 0,05



ALL OUR ITEMS ARE SUPPLIED WITH THE APPROPRIATE INSTALLATION SET

3. LANE CHANNELIZERS

Technical Features of Safe Line - Interlock - Winglet Channelizers



- Hard wearing and easy to install.
- Suitable for temporary or permanent uses.
- Impact resistance and high performance.
- Night and day high visibility.



- Low maintenance system with extremely flexible TPU posts.
- Install in just minutes with one person.
- Design allows for circular or curved installations.




- No moving parts to replace, no metal parts.
- UV inhibited colors.
- Strong resistance to weather conditions -20° +60° C.
- Reflective Sheeting PVC stape.



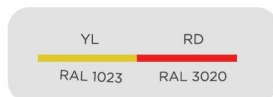
4. BARRIERS AND BARRICADES

4. BARRIERS AND BARRICADES

4.1 Soli-Shield Barriers



	CR 2431	CR 2432
Material	HDPE	
Size (cm)	214x100x5	
Size / Reflective (cm)	200x25 / 200x10	
Weight (kg)	14,80 ± 0,10	
GTIN	CR EUB-SS200W-RA2	CR EUB-SS200W-RA2-TRV



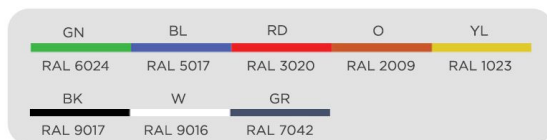
ALL OUR ITEMS ARE SUPPLIED WITH THE APPROPRIATE INSTALLATION SET

4. BARRIERS AND BARRICADES

4.2 Smart Lean Barriers



	CR 2433	CR 2434
Material	HDPE	
Size (cm)	214x100x5	134x100x5
Size / Reflective (cm)	200x25 /200x10	123x25 /123x10
Weight (kg)	12 ± 0,10	8,50 ± 0,10
GTIN	CR EUB-SL200W-RA2	CR EUB-SL120W-RA2



ALL OUR ITEMS ARE SUPPLIED WITH THE APPROPRIATE INSTALLATION SET

4. BARRIERS AND BARRICADES

Technical Features of Soli-Shield / Smart Barriers



- Enhanced visibility up to 170°, with a maximal reflective area on three axes.
- High-density polyethylene (HD-PE) construction with UV stabilization.
- Delivered with 2 adapters for lamps and accessories.
- Capacity to add 4 more adapters, totaling 6 connection points for lamps and accessories.



- Compatible with our lamps and plastic signs for optimal performance.
- Designed for TL base plates, with additional adapter options available upon request for more base and barrier foot choices.
- Flexible, resistant, and durable TPU clips for easy barrier connection under various conditions.



- Clips feature dual installation points for redundancy, plus a sliding point for adjustable connections.
- Galvanized 42 mm tube along the lateral sides for increased robustness and stability.
- 6 cat-eye plastic reflectors on each side for enhanced backside visibility and an extra layer of visibility.

4. BARRIERS AND BARRICADES

4.3 Pro Barriers



	CR 2440	CR 2440 C
Material	PPC / PVC	
Size (cm)	100x150x5	
Size / Reflective (cm)	90x10	
Weight (kg)	12 ± 0,10	

GN	BL	RD	O	YL
RAL 6024	RAL 5017	RAL 3020	RAL 2009	RAL 1023
BK	W	GR		
RAL 9017	RAL 9016	RAL 7042		



ALL OUR ITEMS ARE SUPPLIED WITH THE APPROPRIATE INSTALLATION SET

4. BARRIERS AND BARRICADES

Technical Features of Pro Barriers



- An effective stacking solution designed to maximise stability and storage.
- Stacking feature enables each barrier to lock together to ensure safe storage and transportation.
- Designed for contractors to use in numerous.



- Configurations offering adaptable solutions to secure.
- Additional barriers. This free standing barrier with 360 degree swivel feet can also be positioned at a 90. Degree angle to ensure stability.
- Easy to link making it possible to connect barriers.



- Together incorporating the peg and hole system.
- High intensity reflective tape increases visibility, especially at night
- Simple installation by 1 person.
- Used for temporary or permanent installation.
- Suitable for internal & external applications.

4. BARRIERS AND BARRICADES

4.4 Water Filled Barriers



	CR 2450	CR 2451	CR 2452
Material	UV-Resistant Polyethylen		
Size (cm)	120x50x50	150x50x50	120x50x80
Weight (kg)	10 ± 0,10	14 ± 0,10	15 ± 0,10



ALL OUR ITEMS ARE SUPPLIED WITH THE APPROPRIATE INSTALLATION SET



5.DELINEATOR PANELS


5. DELINEATOR PANELS

5.1 Wide Board / Mounted Pin 6x6 cm



	CR 2435	CR 2436
Material / Panel	HDPE	
Material / Tube	Metal Galvanized	
Size / Panel (cm)	130x28x6	
Size / Tube (cm)	4x125	4x100
Size / Reflective (cm)	100x25	
Weight (kg)	3,6 ± 0,10	2,2 ± 0,10
GTIN	CR EUP-WB6T	CR EUP-WB6Z

GN	BL	RD	O	YL
RAL 6024	RAL 5017	RAL 3020	RAL 2009	RAL 1023
BK	W	GR		
RAL 9017	RAL 9016	RAL 7042		



ALL OUR ITEMS ARE SUPPLIED WITH THE APPROPRIATE INSTALLATION SET

5. DELINEATOR PANELS

5.1 Wide Board / Mounted Pin 4x4 cm



	CR 2437	CR 2438
Material / Panel	HDPE	
Material / Tube	Metal Galvanized	
Size / Panel (cm)	130x28x6	
Size / Tube (cm)	4x125	4x100
Size / Reflective (cm)	100x25	
Weight (kg)	3,6 ± 0,10	2,2 ± 0,10
GTIN	CR EUP-WB 4T	CR EUP-WB 4Z

GN	BL	RD	O	YL
RAL 6024	RAL 5017	RAL 3020	RAL 2009	RAL 1023
BK	W	GR		
RAL 9017	RAL 9016	RAL 7042		




ALL OUR ITEMS ARE SUPPLIED WITH THE APPROPRIATE INSTALLATION SET

5. DELINEATOR PANELS

5.2 Stream Line



	CR 2439	CR 2439 R
Material / Panel	HDPE	
Material / Tube	Metal Galvanized	Z Metal Reinforcement Galvanized
Size / Panel (cm)	128,5x10,5x4	
Size / Tube (cm)	4x125	4x100
Size / Reflective (cm)	100x7	
Weight (kg)	3,6 ± 0,10	2,2 ± 0,10
GTIN	CR EUP-SLT 4T	CR EUP-7-PZ40



ALL OUR ITEMS ARE SUPPLIED WITH THE APPROPRIATE INSTALLATION SET

5. DELINEATOR PANELS

Technical Features of Wide Board / Stream Line



- The delineator features a durable body, protective film, and a handle for ease of use.
- Designed with stackable nipples to prevent slipping when stacked.



- Offers striping or arrow decals in reflective categories RA1/A or RA2/B, with dimensions of 1000 x 250 mm.
- Racks for storage and transport are offered as an additional option.



- Made from high-quality plastic, boasting an elegant yet robust construction.
- Resistant to UV exposure and weather conditions.
- Customizable options include a variety of colors, printed designs, and stickers.



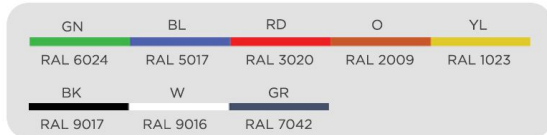
6.TEMPORARY SIGNS & BARRICADES

6. TEMPORARY SIGNS and BARRICADES

6.1 Protec Steel T3



	CR 2458
Material / Axes	Galvanized Steel
Material / Base	R.PVC
Material / Rail	PP
Size / Barricade (cm)	183x156
Size / Axes Each (cm)	183x20,5
Weight / Base (kg)	25 ± 0,10
Types / Reflective	High Intensity /Engineer Grade
GTIN	CR PSB-T3-6F



ASTM 4956.01



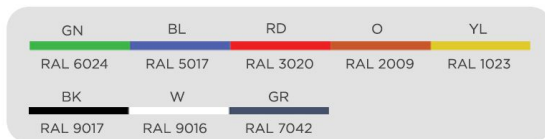
ALL OUR ITEMS ARE SUPPLIED WITH THE APPROPRIATE INSTALLATION SET

6. TEMPORARY SIGNS and BARRICADES

6.2 Protec Steel T2



	CR 2459
Material / Axes	Galvanized Steel
Material / Base	R.PVC
Material / Rail	PP
Size / Barricade (cm)	91,5x156
Size / Axes Each (cm)	91,5x20,5
Weight / Base (kg)	25 ± 0,10
Types / Reflective	High Intensity /Engineer Grade
GTIN	CR PSB-T2-3F



ASTM 4956.01



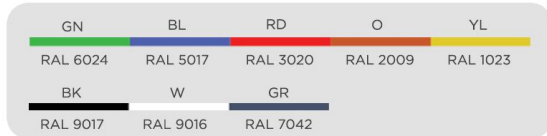
ALL OUR ITEMS ARE SUPPLIED WITH THE APPROPRIATE INSTALLATION SET

6. TEMPORARY SIGNS BARRICADES

6.3 Protec Steel T1



	CR 2460
Material / Axes	Galvanized Steel
Material / Base	R.PVC
Material / Rail	PP
Size / Barricade (cm)	61x156
Size / Axes Each (cm)	61x20,5
Weight / Base (kg)	25 ± 0,10
Types / Reflective	High Intensity /Engineer Grade
GTIN	CR PSB -T1-2F



ASTM 4956.01



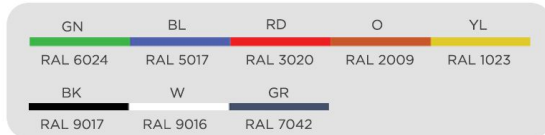
ALL OUR ITEMS ARE SUPPLIED WITH THE APPROPRIATE INSTALLATION SET

6. TEMPORARY SIGNS and BARRICADES

6.4 Protec Steel VP



	CR 2461
Material / Axes	Galvanized Steel
Material / Base	R.PVC
Material / Rail	PP
Size / Barricade (cm)	91,5x156
Size / Axes Each (cm)	61x20,5
Weight / Base (kg)	25 ± 0,10
Types / Reflective	High Intensity /Engineer Grade
GTIN	CR PSB -VP



ASTM 4956.01

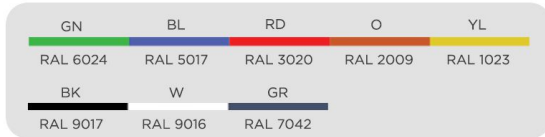
ALL OUR ITEMS ARE SUPPLIED WITH THE APPROPRIATE INSTALLATION SET

6. TEMPORARY SIGNS and BARRICADES

6.5 Protec Steel Dual



	CR 2462
Material / Axes	Galvanized Steel
Material / Base	R.PVC
Material / Rail	PP
Weight / Base (kg)	25 ± 0,10
Types / Reflective	High Intensity /Engineer Grade
GTIN	CR PSB -W183-RUS1-2



ASTM 4956.01



ALL OUR ITEMS ARE SUPPLIED WITH THE APPROPRIATE INSTALLATION SET

6. TEMPORARY SIGNS and BARRICADES

Technical Features of Temporary Signs and Barricades



- **Enhanced Durability:** Constructed with 30 mm galvanized steel for long-lasting resilience.
- **Optimized Visibility:** Equipped with high-performance reflective PVC film Type 4 (Types 3 and 2 available upon request)



- **Adaptable Design:** Frames are adjustable and customizable to accommodate a broad spectrum of project requirements and regional standards.
- **Indestructible Markers:** Comprised of durable, unbreakable plastic for enduring service.



- **Robust Foundation:** Anchored by two 25 kg PVC base to ensure unmatched stability.
- **Regulatory Adherence:** Conforms to ASTM 4956.01 standards for reflective materials.
- **Multifunctional Application:** Ideal for diverse settings, including construction site safety, traffic, road management, and hazard identification.



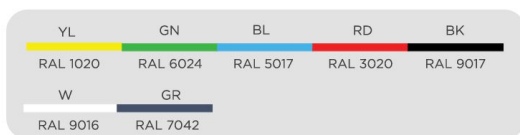
7.PVC TRAFFIC CONES

7. PVC TRAFFIC CONES

7.1 Rekta Cones 90 cm



	CR 5035/ CR 5006	CR 5036/ CR 5007	CR 5037/ CR 5008	CR 5038/ CR 5017	CR 5018
Material	PVC				
Size (cm)	38,5x90				49x90
Height / Reflective (cm)	10				
Weight (kg)	4,8 ± 0,1 / 3,5 ± 0,1				6,6 ± 0,10



ALL OUR ITEMS ARE SUPPLIED WITH THE APPROPRIATE INSTALLATION SET


7. PVC TRAFFIC CONES

7.1 Rekta Cones 75 cm



	CR 5003/ CR 5009	CR 5004/ CR 5010	CR 5005/ CR 5011	CR 5014/ CR 5016
Material	PVC			
Size (cm)	38,5x75			
Height / Reflective (cm)	10			
Weight (kg)	3,2 ± 0,1 / 2,0 ± 0,1			

YL	GN	BL	RD	BK
RAL 1020	RAL 6024	RAL 5017	RAL 3020	RAL 9017
W	GR			
RAL 9016	RAL 7042			



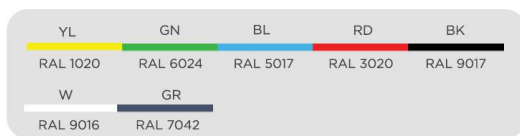
ALL OUR ITEMS ARE SUPPLIED WITH THE APPROPRIATE INSTALLATION SET

7. PVC TRAFFIC CONES

7.1 Rekta Cones 50 cm



	CR 5001	CR 5002	CR 5000
Material	PVC		
Size (cm)	38,5x50		
Height / Reflective (cm)	10		
Weight (kg)	1,3 ± 0,1		



ALL OUR ITEMS ARE SUPPLIED WITH THE APPROPRIATE INSTALLATION SET

7. PVC TRAFFIC CONES

7.2 Hexa Cones 50 cm



	CR 5040	CR 5041
Material	PVC	
Size (cm)	52x36	
Height / Reflective (cm)	10	
Weight (kg)	1,3 ± 0,10	1,7 ± 0,10



ALL OUR ITEMS ARE SUPPLIED WITH THE APPROPRIATE INSTALLATION SET

7. PVC TRAFFIC CONES

7.3 Okta Cones 75 cm



	CR 5043	CR 5044	CR 5045
Material	PVC		
Size (cm)	39x75		
Height / Reflective (cm)	10		
Weight (kg)		2 ± 0,1	
GTIN	CR OC-75	CR OC-75 -S	CR OC-75 -D

YL	GN	BL	RD	BK
RAL 1020	RAL 6024	RAL 5017	RAL 3020	RAL 9017
W	GR			
RAL 9016	RAL 7042			



ALL OUR ITEMS ARE SUPPLIED WITH THE APPROPRIATE INSTALLATION SET

7. PVC TRAFFIC CONES

7.4 EU Cones 90 cm



	CR 5046	CR 5047	CR 5048	CR 5049
Material	PVC			
Size (cm)	40x90			
Height / Reflective (cm)	10			
Weight (kg)	4,2 ± 0,1			
GTIN	CR EUC 90	CR EUC-90 -S	CR EUC-90 -D	CR EUC-90 -FC



ALL OUR ITEMS ARE SUPPLIED WITH THE APPROPRIATE INSTALLATION SET

7. PVC TRAFFIC CONES

7.4 EU Cones 75 cm



	CR 5052	CR 5053	CR 5054	CR 5055
Material	PVC			
Size (cm)	42x75			
Height / Reflective (cm)	10			
Weight (kg)	4,0 ± 0,1			
GTIN	CR EUC 75	CR EUC-75 -S	CR EUC-75 -D	CR EUC-75 -FC



ALL OUR ITEMS ARE SUPPLIED WITH THE APPROPRIATE INSTALLATION SET

7. PVC TRAFFIC CONES

7.4 EU Cones 50 cm



	CR 5056	CR 5057
Material	PVC	
Size (cm)	28,8x50	
Height / Reflective (cm)	10	
Weight (kg)	1,8 ± 0,1	
GTIN	CR EUC 500	CR EUC 500-S



ALL OUR ITEMS ARE SUPPLIED WITH THE APPROPRIATE INSTALLATION SET

7. PVC TRAFFIC CONES

7.5 US Cones 71 cm / 28"



	CR 5058	CR 5059	CR 5060	CR 5061
Material	PVC			
Size (cm)	36x71			
Height / Reflective (cm)	10			
Weight (kg)	4,6 ± 0,1			
GTIN	CR USC-71	CR USC-71-S	CR USC-71-D	CR USC-71-FC



ALL OUR ITEMS ARE SUPPLIED WITH THE APPROPRIATE INSTALLATION SET

7. PVC TRAFFIC CONES

Technical Features of PVC Traffic Cones



- Crafted from 100% unbreakable PVC for enduring quality.
- Equipped with a convenient handle for straightforward deployment and mobility.
- Demonstrates strong resistance to varying weather conditions, suitable for temperatures between -20°C to +60°C



- Features exceptional visibility both day and night, courtesy of micro-prismatic reflective PVC sheeting.
- Designed to be reboundable, effectively withstanding impacts.
- UV-stabilized for enhanced durability and sustained color fidelity.
- The vivid orange color ensures optimal visibility, enhancing safety on work sites



- Specially designed for increased traction and stability on road surfaces.
- Certified CE EN 12889-3 and comply with EN 13422 standards.
- Offered in a variety of colors, sizes, and material options to meet diverse requirements.



8. PLASTIC ROAD CONES

8. PLASTIC ROAD CONES

8.1 Versa Cones 100 cm



	CR 5086	CR 5087	CR 5088
Material		HDPE	
Material / Base		Rubber	
Size / Base (cm)		42x42	
Height / Reflective (cm)		12	12/14
Weight (kg)		5,2 ± 0,1	



CE EN 12889-3 ✓

CE EN 13422-1 ✓

8. PLASTIC ROAD CONES

8.1 Versa Cones 75 cm



	CR 5080	CR 5081	CR 5082
Material		HDPE	
Material / Base		Rubber	
Size / Base (cm)		42x42	
Height / Reflective (cm)		12	12/14
Weight (kg)		5,1 ± 0,1	



CE EN 12889-3 ✓

CE EN 13422-1 ✓

8. PLASTIC ROAD CONES

8.1 Versa Cones 50 cm



	CR 5083	CR 5084	CR 5085
Material	HDPE		
Material / Base	Rubber		
Size / Base (cm)	36x36		
Height / Reflective (cm)	12		12/14
Weight (kg)	3,7 ± 0,1		




CE EN 12889-3 ✓

CE EN 13422-1 ✓

8. PLASTIC ROAD CONES

8.2 Ad Cones 50 cm



	CR 5020	CR 5021
Material	PE	
Material / Base		Rubber
Size (cm)	35x50	
Weight (kg)	0,75 ± 0,1	4 ± 0,1



CE EN 12889-3 ✓

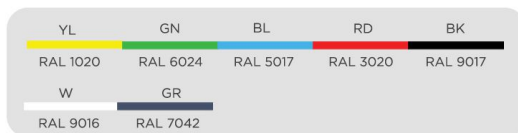
CE EN 13422-1 ✓

8. PLASTIC ROAD CONES

8.2 Ad Cones 50 cm with Panel



	CR 5022	CR 5023
Material	PE	
Material / Top	PP	
Material / Base	Rubber	
Size (cm)	35x50	
Size / Top (cm)	35x41	
Weight (kg)	1,65 ± 0,1	4,7 ± 0,1



CE EN 12889-3 ✓

CE EN 13422-1 ✓

8. PLASTIC ROAD CONES

8.3 Service Patrol Cones



	CR 5024	CR 5025
Material	PE	
Material / Base		Rubber
Size (cm)	28,5x50	
Weight (kg)	0,50 ± 0,1	4 ± 0,1



CE EN 12889-3 ✓

CE EN 13422-1 ✓

8. PLASTIC ROAD CONES

Technical Features of Plastic Road Cones



- Premium HDPE material.
- Easy handling and rapid deployment.
- Weather-resistant: withstands -20°C to +60°C.



- High visibility with quality reflective materials.
- Well-Balanced design withstands impacts.
- UV-stabilized for lasting color and strength.
- Bright colors ensure high visibility and safety.



- Rubber base enhances grip and stability.
- Complies with CE EN 12889-3 and EN 13422.
- Available in multiple colors and sizes for various needs.



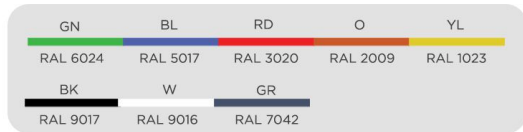
9.MARKER POSTS

9. MARKER POSTS

9.1 Ø 11 cm Signa Pillar Long Marker Posts



	CR 2141	CR 2142
Material	HDPE	
Material / Base	PVC	Rubber
Height (cm)	120	115
Size / Base (cm)	Ø 39	
Weight (kg)	10,5 ± 1	10 ± 1



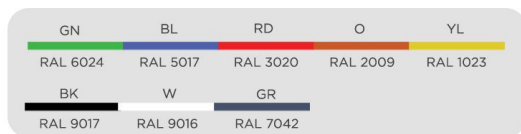
ALL OUR ITEMS ARE SUPPLIED WITH THE APPROPRIATE INSTALLATION SET

9. MARKER POSTS

9.1 Ø 11 cm Signa Pillar Short Marker Posts



	CR 6004	CR 6005
Material	HDPE	
Material / Base	PVC	Rubber
Height (cm)	6,5	6
Size / Base (cm)	Ø 39	
Weight (kg)	10 ± 1	9,5 ± 0,5

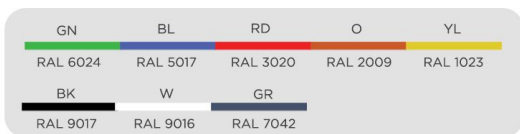


9. MARKER POSTS

9.1 Ø 8 cm Signa Pillar Long Marker Posts



	CR 2143	CR 2144
Material	HDPE	
Material / Base	PVC	Rubber
Height (cm)	100	95
Size / Base (cm)	Ø 39	
Weight (kg)	4,5 ± 1	7 ± 1



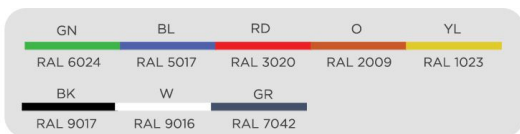
ALL OUR ITEMS ARE SUPPLIED WITH THE APPROPRIATE INSTALLATION SET

9. MARKER POSTS

9.1 Ø 7 cm Signa Pillar Long Marker Posts



	CR 6003	CR 6008
Material	HDPE	
Material / Base	PVC	Rubber
Height (cm)	100	95
Size / Base (cm)	Ø 39	
Weight (kg)	4,5 ± 0,05	6,5 ± 0,5



ALL OUR ITEMS ARE SUPPLIED WITH THE APPROPRIATE INSTALLATION SET


9. MARKER POSTS

9.1 Ø 11 cm Signa Pillar Ad Posts



	CR 6003	CR 6008
Material	PE	
Material / Top	PP	
Material / Base	PVC	Rubber
Height (cm)	65	
Size / Top (cm)	35x41	
Size / Base (cm)	Ø 39	
Weight (kg)	10 ± 1	12 ± 1

GN	BL	RD	O	YL
RAL 6024	RAL 5017	RAL 3020	RAL 2009	RAL 1023
BK	W	GR		
RAL 9017	RAL 9016	RAL 7042		



ALL OUR ITEMS ARE SUPPLIED WITH THE APPROPRIATE INSTALLATION SET

9. MARKER POSTS

Technical Features of Signa Pillar Marker Posts



- **Robust Anti-Slip Base:** Ensures excellent stability and floor protection.
- **High-Visibility Design:** Bright red with white reflective strips for superior visibility.
- **Cost-Efficient:** Offers significant savings without compromising quality.
- **Portable & Versatile:** Easy to transport and adaptable for various applications.



- **Restricted Area Deterrent:** Ideal for marking off limits zones.
- **Durable Construction:** Built for both temporary and long-term deployment.
- **Weather & UV Resistant:** Performs in conditions ranging from -20 °C to +60 °C, with UV-stabilized colors for lasting vibrancy.



- **Low Maintenance:** Made from materials that ensure longevity and minimal upkeep.
- **Compatibility:** Can be used with other Crossroad Traffic products for comprehensive safety solutions.
- **Certified Quality:** Meets ISO 9001:2015 standards, ensuring reliability.

9. MARKER POSTS

9.2 Signa Pillar Barricades Protec Steel VP



	CR 2458	CR 2459	CR 2460
Material / Axes	Galvanized Steel		
Material / Base	R.PVC		
Material /Rail	PP		
Size/ Barricade (cm)	91,5x156		
Size/ Axes (cm)	4		
Size/ Rail Each (cm)	61x20,5		
Weight / Base (kg)	25 ± 0,1		
Type / Reflective	High Intensity / Engineer Grade		
GTIN	CR SPK -UK	CR SPB- US1	CR SPB -EU



ALL OUR ITEMS ARE SUPPLIED WITH THE APPROPRIATE INSTALLATION SET

9. MARKER POSTS

9.2 Signa Pillar Barricades Protec Steel T2



	CR 2461
Material / Axes	Galvanized Steel
Material / Base	R.PVC
Material /Rail	PP
Size/ Barricade (cm)	91,5x156
Size/ Axes (cm)	4
Size/ Rail Each (cm)	61x20,5
Weight / Base (kg)	25 ± 0,1
Type / Reflective	High Intensity / Engineer Grade
GTIN	CR SPB -US2



ALL OUR ITEMS ARE SUPPLIED WITH THE APPROPRIATE INSTALLATION SET

9. MARKER POSTS

Technical Features of Signa Pillar Barricades



- **Modular Design:** Engineered for flexibility, our holders and frames allow for easy interchangeability of signs, catering to diverse needs and scenarios.
- **Enhanced Safety:** By forming a distinct barricade, this setup significantly increases visibility and awareness, acting as a preventive measure in potentially hazardous environments.



- **Durability:** Crafted from high-quality plastic, both holders and frames boast exceptional durability, ensuring long-term performance even in challenging conditions.
- **Simplicity and Efficiency:** The intuitive design ensures a hassle-free installation process, enabling rapid deployment and reconfiguration according to situational demands.



- **Comprehensive Solution:** When combined with SignaPillar Marker Posts, this system forms a cohesive and sturdy barrier, ideal for delineating safe zones, directing traffic, or conveying critical information.




10. PLASTIC SPEED RAMPS

10. PLASTIC SPEED RAMPS

10.1 High Impact Speed Ramps



	CR 9022	CR 9020	CR 9023	CR 9021
Material	ABS			
Size (cm)	35x25x5		10x25x5	
Weight (kg)	1,6 ± 0,05		0,3 ± 0,05	



ALL OUR ITEMS ARE SUPPLIED WITH THE APPROPRIATE INSTALLATION SET

10. PLASTIC SPEED RAMPS

10.2 High Impact Cable Line Speed Ramps



	CR 9042	CR 9040	CR 9043	CR 9041
Material	ABS			
Size (cm)	35x25x5		10x25x5	
Weight (kg)	1,6 ± 0,05		0,3 ± 0,05	
GTIN	CR HCL-MP_BK	CR HCL-MP_YL	CR HCL-EP_BK	CR HCL-EP_YL



ALL OUR ITEMS ARE SUPPLIED WITH THE APPROPRIATE INSTALLATION SET

10. PLASTIC SPEED RAMPS

10.1 Oval Speed Ramps



	CR 9030	CR 9028	CR 9031	CR 9029
Material	ABS			
Size (cm)	33,3x30x4		10x30x4	
Weight (kg)	1,1 ± 0,05		0,3 ± 0,05	




ALL OUR ITEMS ARE SUPPLIED WITH THE APPROPRIATE INSTALLATION SET

10. PLASTIC SPEED RAMPS

10.4 PacePro Speed Ramps




	CR 2113	CR 2111	CR 2114	CR 2112
Material	ABS			
Size (cm)	50x50x4,5		25x50x4,5	
Weight (kg)	3,3 ± 0,05		1,1 ± 0,05	



ALL OUR ITEMS ARE SUPPLIED WITH THE APPROPRIATE INSTALLATION SET

10. PLASTIC SPEED RAMPS

Technical Features of High Impact Speed Ramps



- Rapid Deceleration: Designed for immediate speed reduction.
- High-Risk Zone Suitable: Perfect for school zones and pedestrian areas.
- Durable Material: Built from high-quality, long-lasting materials



- Quick Installation: Easy and practical setup.
- Superior Visibility: Features cat's eye reflectors and reflective beads.
- Impact Resistant: Robust construction for heavy traffic.
- Wheel-Safe Design: Slows vehicles without damaging tires




- Modular Design: Fits any road width for versatile use.
- Weather & UV Resistant: Endures extreme conditions and sunlight.
- Enhanced Road Grip: Ensures secure vehicle handling.
- Complies with ISO 9001: 2015 and CE standards.
- Ideal for : Parking lots, schools, and safe pedestrian crossings.



11. RUBBER SPEED RAMPS

11. RUBBER SPEED RAMPS

11.1 90 cm Rubber Speed Ramps



	CR 9011	CR 9009	CR 9010	CR 9012
Material	Rubber			
Size (cm)	90x50x6	90x25x6	90x50x7	90x25x7
Weight (kg)	21 ± 0,1	9 ± 0,1	22 ± 0,1	12 ± 0,1
GTIN				CR AGR-H900EP



11. RUBBER SPEED RAMPS

11.1 60 cm Rubber Speed Ramps




	CR 9000	CR 9001
Material	Rubber	
Size (cm)	60x50x4,5	60x30x4,5
Weight (kg)	8,7 ± 0,1	3,75 ± 0,1



ALL OUR ITEMS ARE SUPPLIED WITH THE APPROPRIATE INSTALLATION SET

11. RUBBER SPEED RAMPS

11.1 50 cm Rubber Speed Ramps



	CR 9002	CR 9003
Material	Rubber	
Size (cm)	50x50x4,5	50x30x4,5
Weight (kg)	7,8 ± 0,1	3 ± 0,1



ALL OUR ITEMS ARE SUPPLIED WITH THE APPROPRIATE INSTALLATION SET

11. RUBBER SPEED RAMPS

11.1 40 cm Rubber Speed Ramps



	CR 9004	CR 9005
Material	Rubber	
Size (cm)	40x50x4,5	40x25x4,5
Weight (kg)	6,5 ± 0,05	2,5 ± 0,05



ALL OUR ITEMS ARE SUPPLIED WITH THE APPROPRIATE INSTALLATION SET

11. RUBBER SPEED RAMPS

11.1 30 cm Rubber Speed Ramps



	CR 9006	CR 9007
Material	Rubber	
Size (cm)	30x33x4	30x15x4
Weight (kg)	3,5 ± 0,1	1,1 ± 0,1



ALL OUR ITEMS ARE SUPPLIED WITH THE APPROPRIATE INSTALLATION SET

11. RUBBER SPEED RAMPS

Technical Features of Rubber Speed Ramps



- **Versatile Installation:** Offers easy, temporary or permanent setup on any road surface.
- **Portable Design:** Easily relocatable for storage and reuse.
- **User-Friendly Setup:** Simple, practical installation process



- **Durable Material:** Resistant to ultraviolet light, moisture, oil, and temperatures ranging from -20°C to $+60^{\circ}\text{C}$.
- **Optimal Visibility:** Superior night and day visibility with highly reflective colored tapes.
- **Safe for Vehicles:** Designed to effectively reduce speed while protecting vehicle wheel trim from damage.
- **Modular Configuration:** Sections can be combined to achieve desired lengths.



- **Enhanced Longevity:** UV stabilization enhances durability.
- **Certified Quality:** Meets ISO 9001: 2015 and CE standards
- **Broad Application:** Ideal for parking lots, pedestrian crossings, roads, streets, and any location requiring speed reduction.



12.ROAD STUDS

12. ROAD STUDS

12.1 Junior Road Studs



	CR 2121 2CA	CR 2121 3CA
Material	ABS	
Size (cm)	12,8x8,8x3	
Weight (kg)	0,145 ± 0,01	0,150 ± 0,01

YL	GN	BL	RD	BK
RAL 1020	RAL 6024	RAL 5017	RAL 3020	RAL 9017
W	GR			
RAL 9016	RAL 7042			



ALL OUR ITEMS ARE SUPPLIED WITH THE APPROPRIATE INSTALLATION SET

12. ROAD STUDS

12.2 Ovaglint Road Studs



	CR 3200
Material	ABS
Size (cm)	20x12x2,8
Weight (kg)	0,21 ± 0,01



ALL OUR ITEMS ARE SUPPLIED WITH THE APPROPRIATE INSTALLATION SET

12. ROAD STUDS

12.3 Solar Road Studs



CR 2122

	CR 2122
Material	AL
Size (cm)	15x12,5x2,8
Weight (kg)	0,42 ± 0,01



ALL OUR ITEMS ARE SUPPLIED WITH THE APPROPRIATE INSTALLATION SET

12. ROAD STUDS

Technical Features of Road Studs



- **High-Resistance Material:** Built with robustness in mind, able to withstand harsh environmental elements.
- **UV and Weather Resistant:** Unyielding to ultraviolet rays, moisture, oils, and extreme temperatures from -20° to $+60^{\circ}$ C.



- **Micro-Prismatic Visibility:** Features cutting-edge reflectivity for superior day and night visibility.
- **Long-Lasting Performance:** Durable construction with UV-stabilized colors for enduring vibrancy.



- **Quality Assurance:** Compliant with ISO 9001:2015 and CE standards, ensuring premium product integrity.



13.RUBBER CAR STOPPERS

13. RUBBER CAR STOPPERS

13.1 Safe Edges Rubber Car Stoppers



	CR 2137	CR 2134	CR 2130
Material	Rubber		
Size (cm)	183x15x10	180x15x10	62x12x10
Weight (kg)	18 ± 0,1	15 ± 0,1	4 ± 0,1
GTIN			CR SES-62




ALL OUR ITEMS ARE SUPPLIED WITH THE APPROPRIATE INSTALLATION SET

13. RUBBER CAR STOPPERS

Technical Features of Rubber Car Stoppers



- **High-Quality Rubber:** Made from recycled materials, weather-resistant and durable.
- **Enhanced Safety:** Bright, UV-resistant reflective stripes for superior visibility.



- **Easy Installation:** Pre-drilled for quick setup, hardware included.
- **Versatile Use:** Perfect for various settings including parking lots and residential areas.



- **Impact and Weatherproof:** Absorbs vehicle impact, resistant to UV and temperature changes.
- **Certified Quality:** Meets ISO 9001: 2015 standards and CE compliant.




14.PARKING GUARDS

14. PARKING GUARDS

14.1 PVC Safe Edges Corner Guards



	CR 7005	CR 7006
Material	PVC	
Size (cm)	78x9x8	
Weight (kg)	1,9 ± 0,1	




ALL OUR ITEMS ARE SUPPLIED WITH THE APPROPRIATE INSTALLATION SET

14. PARKING GUARDS

14.2 Rubber Safe Edges Corner Guards



	CR 7007	CR 7008
Material	Rubber	
Size (cm)	80,5x10,5x10,5	
Weight (kg)	2,2 ± 0,1	2,4 ± 0,1




ALL OUR ITEMS ARE SUPPLIED WITH THE APPROPRIATE INSTALLATION SET

14. PARKING GUARDS

14.4 Wall Guards



	CR 7015	CR 7016	CR 7017	CR 7018
Material	Rubber TPE Steel			TPE
Size (cm)	15x2 L			
GTIN	CR SCW_BK-NR	CR SCW_BK-R_YL	CR SCW_BK-R_BL	CR SCW_END-BK



ALL OUR ITEMS ARE SUPPLIED WITH THE APPROPRIATE INSTALLATION SET

14. PARKING GUARDS

Technical Features of Safe Edges Corner Guards



- **Robust Composition:** Crafted from high-impact Rubber/PVC for maximum resilience.
- **All-Weather Resistance:** Engineered to withstand harsh conditions, ensuring longevity and cost-effectiveness.
- **Reflective Visibility:** Outfitted with high-intensity reflective tape for superior night-time conspicuity.
- **Effortless Installation:** Designed for swift, one-person installation without specialized tools.
- **Versatile Use:** Ideal for both temporary and permanent applications.
- **Equipment-Free Setup:** Eliminates the need for heavy machinery during installation.
- **Zero Maintenance:** Offers a maintenance-free solution for ongoing protection
- **Adaptive Design:** Applicable for both indoor and outdoor environments.
- **Impact Deflection:** Absorbs and deflects impact, safeguarding wall integrity.
- **UV Protection:** UV stabilization enhances material longevity and color retention.
- **Quality Assurance:** Compliant with ISO 9001: 2015 and CE standards.

14. PARKING GUARDS

14.3 Steel Corner Guards



	CR 7009	CR 7010	CR 7011	CR 7012
Material	Rubber TPE Steel			
Size (cm)	100x10x10			
GTIN	CR SCC_BK-NST	CR SCC_BK-ST_YL	CR SCC_BK-ST_BL	CR SCC_END-BK




ALL OUR ITEMS ARE SUPPLIED WITH THE APPROPRIATE INSTALLATION SET

14. PARKING GUARDS

14.4 Wall Guards



	CR 7015	CR 7016	CR 7017	CR 7018
Material	Rubber TPE Steel			TPE
Size (cm)	15x2 L			
GTIN	CR SCW_BK-NR	CR SCW_BK-R_YL	CR SCW_BK-R_BL	CR SCW_END-BK



ALL OUR ITEMS ARE SUPPLIED WITH THE APPROPRIATE INSTALLATION SET

14. PARKING GUARDS

Technical Features of Steel Guards



- **Robust TPE Material:** Made from durable TPE, designed to prevent deformation on wall and column corners.
- **Industrial Strength:** Reinforced with a strong metal profile for superior corner protection.



- **Customizable Heights:** Available in specific lengths like 1 meter and 1.5 meters, or tailored to floor height.
- **Versatile Color Options:** Choose from body colors in Black or Grey to match any setting.



- **Vibrant Safety Stripes:** High-visibility stripes in Fluorescent Yellow, Green, Orange, and Blue.
- **Optimal Length:** Standard 3-meter sections to suit a variety of applications.
- **Multi-Environment Suitability:** Ideal for car parks, factories, and high-traffic service areas.



15.METAL PARKING ACCESSORIES

15. METAL PARKING ACCESSORIES

15.1 M-Retractable Barriers



CR 2007

	CR 2007
Material	Metal
Paint Type	Electrostatic Polyester Powder Coating
Size (cm)	40x50x10



ALL OUR ITEMS ARE SUPPLIED WITH THE APPROPRIATE INSTALLATION SET

15. METAL PARKING ACCESSORIES

Technical Features of M-Retractable Barriers



- Resilient Material: Constructed from hotdip galvanized steel for lasting strength and resistance to weathering and wear.
- Enhanced Visibility: Its bright yellow color increases visibility, promoting caution and awareness.
- Security Assured: Comes equipped with a secure cylinder lock and two keys for authorized access.
- Versatile Application: Perfectly suited for both public and private parking spaces, ensuring protection and control.

15. METAL PARKING ACCESSORIES

15.2 M-Retractable Posts



CR 2001

Material	Metal
Paint Type	Electrostatic Polyester Powder Coating
Size (cm)	8x8x75



ALL OUR ITEMS ARE SUPPLIED WITH THE APPROPRIATE INSTALLATION SET

15. METAL PARKING ACCESSORIES

15.3 M-Guard Posts



CR 2006

Material	Metal
Paint Type	Electrostatic Polyester Powder Coating
Size (cm)	8x8x75



ALL OUR ITEMS ARE SUPPLIED WITH THE APPROPRIATE INSTALLATION SET

15. METAL PARKING ACCESSORIES

Technical Features of M-Guard Posts



- **Heavy-Duty Construction:** Hot-dip galvanized steel ensures a long life span and resistance to the rigors of both indoor and outdoor settings.
- **Visible Safety:** Coated in bright yellow with optional powder finish, it provides stark visibility for drivers, signaling caution.
- **Industrial-Strength Protection:** Ideal for busy factories, warehouses, and private parking areas, guarding against vehicular damage.
- **Diverse Applications:** Effective in areas with heavy vehicle use, like loading bays and commercial parking lots, enhancing both safety and property protection.
- **Designed to maintain the safety and integrity of your dedicated areas,** our Steel Safety Bollards are an essential component of effective space management.

15. METAL PARKING ACCESSORIES

15.4 M-Car Stoppers



CR 2011

	CR 2011
Material	Metal
Paint Type	Electrostatic Polyester Powder Coating
Size (cm)	Ø6x180



ALL OUR ITEMS ARE SUPPLIED WITH THE APPROPRIATE INSTALLATION SET

15. METAL PARKING ACCESSORIES

Technical Features of M-Car Stoppers



- **Robust Material:** Made from hot-dip galvanized steel, ensuring longterm durability and resistance to corrosion.
- **High Visibility:** Coated in a bright yellow finish, the car stopper stands out in any lighting condition, signaling drivers to stop.
- **Secure Installation:** Easy to install with pre-drilled holes, it can be securely fixed to a variety of surfaces.
- **Weather Resistant:** The powder coating not only enhances visibility but also provides an additional layer of protection against the elements.
- **Versatile Use:** Ideal for delineating parking spaces and protecting pedestrians and property in commercial, residential, and industrial settings.
- **Impact Absorption:** Engineered to withstand vehicle impact, minimizing damage to both the vehicle and the stopper.
- **Ensure a safer parking environment** with our high-quality Yellow Steel Car Stopper, designed for both effectiveness and longevity.



16.CONVEX TRAFFIC MIRRORS

16. CONVEX TRAFFIC MIRRORS



	CR 8003	CR 8002	CR 8001
Material	PP		
Material / Mirror Lens	Acrylic		
Size (cm)	100	80	60
Weight (kg)	9 ± 0,05	6,3 ± 0,05	3 ± 0,5

YL	GN	BL	RD	BK
RAL 1020	RAL 6024	RAL 5017	RAL 3020	RAL 9017
W	GR			
RAL 9016	RAL 7042			



ALL OUR ITEMS ARE SUPPLIED WITH THE APPROPRIATE INSTALLATION SET

16. CONVEX TRAFFIC MIRRORS

Technical Features of Convex Traffic Mirrors



- Easy to install and lightweight, no specialized labor needed.
- Suitable for both indoor and outdoor use.
- Equipped with a robust swivel mounting bracket for unlimited positioning.
- Offers up to 160 degrees of visibility through a wide-angle lens.
- All mirrors are delivered with all necessary mounting brackets and installation hardware.
- Certified ISO 9001:2015 and CE compliant.



17.TACTILE WALKING SURFACES

17. TACTILE WALKING SURFACES



	CR 7003	CR 7004	CR 7013	CR 7014
Material	TPU			
Size (cm)	40x40x8		30x30x8	
Weight (kg)	0,65 ± 0,1		0,3 ± 0,1	



17. TACTILE WALKING SURFACES

Technical Features of Tactile Walking Surfaces



- Slip-resistant, odor-free, and easy to clean.
- Made from elastic TPU material (Shore 85) for durability and flexibility.
- Resistant to acids, alkalis, and other chemicals; UV-protected material prevents discoloration.



- Designed for simple, one-person installation without the need for heavy machinery.
- Enhances navigational ease for the visually impaired.
- Exhibits strong resistance to varying weather conditions, from -20° to +60°C.



- Versatile use for both indoor and outdoor applications.
- Complies with ISO 9001:2015 and CE standards for quality assurance.



18. PORTABLE CAUTION SIGNS

18. PORTABLE CAUTION SIGNS



	CR 4000	CR 4001	CR 4002
Material	ABS		
Size (cm)	21,5x34		
Weight (kg)	0,80 ± 0,1		
GTIN	CR PCS-NP	CR PCS-S-P1	CR PCS-D-P1

YL	GN	BL	RD	BK
RAL 1020	RAL 6024	RAL 5017	RAL 3020	RAL 9017
W	GR			
RAL 9016	RAL 7042			



18. PORTABLE CAUTION SIGNS



	CR 4003	CR 4004	CR 4005
Material	ABS		
Size (cm)	21,5x34		
Weight (kg)	0,80 ± 0,1		
GTIN	CR PCS-P2	CR PCS-P3	CR PCS-P4

YL	GN	BL	RD	BK
RAL 1020	RAL 6024	RAL 5017	RAL 3020	RAL 9017
W	GR			
RAL 9016	RAL 7042			



18. PORTABLE CAUTION SIGNS

Technical Features of Portable Caution Signs



- Various vivid messaging for all type of needs but also custom signs are an available option to ensure universal immediate recognition and safety compliance.
- Striking Color: Bright yellow for standout visibility, ensuring the message is seen from a distance and from various angles.
- Portable Design: Lightweight with a convenient carrying handle, easily movable to different locations as needed.



- Stable A-Frame: Durable A-frame design ensures the sign remains upright and noticeable in busy areas.
- Easy Storage: The collapsible design allows for flat storage, saving space when not in use.
- Versatile Use: Perfect for indicating cleaning in progress, wet floors, or other temporary hazards in commercial, retail, or public spaces.



- Water-Resistant Material: Constructed from water-resistant plastic, suitable for use in moist environments or areas being cleaned.
- Long-Lasting: Made from durable materials to withstand the wear and tear of daily use in high-traffic areas.
- Equip your space with our plastic yellow caution signs to maintain safety standards and alert patrons or staff to potential hazards promptly.



19.SAFE BLINK FLASHERS

19. SAFE BLINK FLASHERS



	CR 2103	CR 2102	CR 2101
Material		PC + ABS	
Size (cm)		9,5x24x28	
Weight (kg)		1,6 ± 0,1	
GTIN	CR SBF-BL	CR SBF-RD	CR SBF-YL



19. SAFE BLINK FLASHERS

Technical Features of Safe Blink Flashers



- **Solar-Powered Efficiency:** Built-in solar panels guarantee continuous operation across temperature variations.
- **Intelligent Operation:** Features an automatic on/off function for seamless day-to-night transition.



- **Universal Compatibility:** Easily attaches to all CrossRoad Traffic products, enhancing their safety features.
- **Dynamic Lighting Mode:** Fast flash setting at 80 flashes per minute for maximum visibility.



- **Extended Visibility:** Illuminates your safety message over distances greater than 1000 meters.
- **Certified Quality:** Complies with ISO 9001: 2015 and CE standards, ensuring reliability and performance.



20. PLASTIC TRAFFIC SIGNS

20. PLASTIC TRAFFIC SIGNS

20.1 Plastic Triangle Signs



NO PRINT

CR 2800



SINGLE SIDE


CR 2808



DOUBLE SIDE

CR 2809

	CR 2800	CR 2808	CR 2809
Material	PP		
Size / Panel (cm)	Ø39		
Size / Film (cm)	Ø28		
Weight (kg)	0,24 ± 0,01		
GTIN	CR PST NPR	CR PST- S -SIGN ID*	CR PST D -SIGN ID*



20. PLASTIC TRAFFIC SIGNS

20.2 Plastic Round Signs



NO PRINT

CR 2900



SINGLE SIDE

CR 2913



DOUBLE SIDE

CR 2914

	CR 2900	CR 2913	CR 2914
Material	PP		
Size / Panel (cm)	Ø39		
Size / Film (cm)	Ø28		
Weight (kg)	0,24 ± 0,01		
GTIN	CR PSC NPR	CR PSC-S SIGN ID*	CR PSC-D SIGN ID*



20. PLASTIC TRAFFIC SIGNS

20.3 Plastic Rectangular Signs



NO PRINT

CR 4050



SINGLE SIDE


CR 4063



DOUBLE SIDE

CR 4064

	CR 4050	CR 4063	CR 4064
Material	PP		
Size / Panel (cm)	Ø39		
Size / Film (cm)	Ø28		
Weight (kg)	0,24 ± 0,01		
GTIN	CR PSR NPR	CR PSR-S SIGN ID*	CR PSR-D SIGN ID*



20. PLASTIC TRAFFIC SIGNS

20.4 Pole Mounted Guide Signs



	CR 2816	CR 2817	CR 2818
Material	ABS+PP		
Size (cm)	100x7,5	150x7,5	175x7,5
Type / Reflective	High Intensity / Engineer Grade		
GTIN	CR PSV-100-S	CR PSV-150-S	CR PSV-175-S




20. PLASTIC TRAFFIC SIGNS

Technical Features of Plastic Traffic Signs



- Effortless Installation: Our signs are engineered for quick and easy setup, ensuring they can be securely attached to standard traffic cones and delineators without any hassle.
- Exceptional Visibility: Featuring high-contrast designs, these signs are made to stand out, guaranteeing optimal visibility in any setting.



- Premium Quality Material: Constructed from superior ABS plastic, these signs not only boast longevity but also withstand various environmental conditions.
- Versatile Design Options: Whether you need a blank canvas to convey custom messages or prefer our pre-designed options, our signs are adaptable to your specific needs.




- Customization Ready: Tailor your message to fit your unique requirements—our team is ready to customize these signs upon request.
- Certified Quality Assurance: ISO 9001:2015- CE .



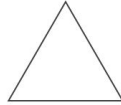
21.TEMPORARY ROAD SIGNS

21. TEMPORARY ROAD SIGNS


21.1 Temporary Road Sign Panels



SQUARE
CR TMPS-S60



TRIANGLE
CR TMPS-T60



CIRCLE
CR TMPS-C60

Material	PP
Thickness / Panel (cm)	0,3
Type / Reflective	High Intensity / Engineer Grade
GTIN	CR TMPS-PANEL ID *-SIGN ID**

****You can inform us about the traffic signs designs that you need; so we will be very pleased to prepare these signs for your company.**



21. TEMPORARY ROAD SIGNS

Technical Features of Temporary Road Signs



- **Universal Fit:** Designed to seamlessly fit over most 1 metre and 750mm cones, with the 750mm cone compatibility highlighted for versatile use across various setups.
- **Rapid Deployment:** Streamlined for quick and easy deployment, PATH SLAB can transform any space with minimal effort, ensuring messages are displayed promptly.



- **Enhanced Visibility:** Each sign features a reflective sign face, utilizing Class 2 Prismatic Reflective technology for optimal visibility, day or night.
- **Lightweight Yet Sturdy:** Crafted from 3mm Komadur PVC, PATH SLAB offers the best of both worlds with its lightweight design and strong construction, ensuring ease of transport without compromising on strength.



- **Secure Mounting:** Equipped with two polypropylene straps, PATH SLAB attaches neatly onto cones, providing a stable and reliable signage option that's perfect for temporary use.



22. ESSENTIALS AND ACCESSORIES

22. ESSENTIALS AND ACCESSORIES

22.1 Dura-Stand PVC Bases



	CR 3130	CR 3131	CR 3132	CR 3133	CR 3134
Material	PVC				
Size (cm)	37,5x37,5x13,6	37,5x37,5x13,6	65,5x25x15,8	73x38,5x12	75x36,5x13
Weight (kg)	15 ± 01	16 ± 01	22 ± 01	25 ± 01	28 ± 01
GTIN	CR DSB -K15	CR DSB -K16	CR DSB -K22	CR DSB -K25	CR DSB -K28

22.2 Plastic Chains



	CR 3121	CR 3120	CR 3111	CR 3110
Material	PP / PE / PP			
Size /Diameter (cm)	0,6		0,8	
Colors	Yellow + Black	Red + White	Yellow + Black	Red + White

YL	GN	BL	RD	BK
RAL 1020	RAL 6024	RAL 5017	RAL 3020	RAL 9017
W	GR			
RAL 9016	RAL 7042			



22. ESSENTIALS AND ACCESSORIES

Technical Features of Dura-Stand PVC Bases



- **Enhanced Durability:** Constructed with 30 mm Galvanized Steel for long-lasting resilience.
- **Optimized Visibility:** Equipped with High-Performance Reflective PVC Film Type 4 (Types 3 and 2 available upon request).

- **Adaptable Design:** Frames are adjustable and customizable to accommodate a broad spectrum of project requirements and regional standards.
- **Indestructible Markers:** Comprised of Durable, Unbreakable Plastic for enduring service.
- **Robust Foundation:** Anchored by two 25 kg PVC Bases to ensure unmatched stability.



- **Regulatory Adherence:** Conforms to ASTM 4956.01 standards for reflective materials.
- **Multifunctional Application:** Ideal for diverse settings, including construction site safety, traffic, road management, and hazard identification.

22. ESSENTIALS AND ACCESSORIES

22.3 Warning / Caution Tapes



	CR 3115	CR 3118
Size (cm)	6x25000	6x50000
Colors	Red + White	

22.4 Delineator Related Accessories



	CR 3101	CR 3103	CR 3102
Material	PP		
Size /Diameter (cm)	7	8	



22. ESSENTIALS AND ACCESSORIES

22.5 Flex Link Bar / Barrier For Cones, Marker Posts and More



	CR 3135	CR 3136	CR 3137
Material	ABS		
Size (cm)	100		
GTIN	CR ACC-FLB100-NR	CR ACC-FLB100-S-YL-BK	CR ACC-FLB100-D-YL-BK

22.6 PVC Traffic Cones Related Accessories



	CR 3112	CR 3102	CR 3116	CR 3126
Material	PP		PVC	
Weight (kg)			2 ± 0,01	3 ± 0,1

YL	GN	BL	RD	BK
RAL 1020	RAL 6024	RAL 5017	RAL 3020	RAL 9017
W	GR			
RAL 9016	RAL 7042			



22. ESSENTIALS AND ACCESSORIES

22.7 Link Bar /Barrier Bar For Cones, Marker Posts and More



NO PRINT

SINGLE SIDE

DOUBLE SIDE

	CR 3138	CR 3139	CR 3140
Material	ABS		
Size (cm)	100		
Size Options (cm)	100/150/200		

22.8 Signa Pillar Bollards Related Accessories



	CR 3106	CR 3108	CR 3107	CR 3117
Size (cm)	PP		Rubber	
Weight (kg)	9,3 ± 0,5	3,5 ± 0,5	8,5 ± 0,5	5,5 ± 0,3

YL	GN	BL	RD	BK
RAL 1020	RAL 6024	RAL 5017	RAL 3020	RAL 9017
W	GR			
RAL 9016	RAL 7042			



22. ESSENTIALS AND ACCESSORIES

22.9 Signa Pillar Barricades Related Accessories



	CR 2444	CR 3141	CR 3142
Size (cm)	150x75		
GTIN	CR SG- BPR	CR SG- BP-SPR	CR SG- BP-DPR



	CR 2448	CR 3143	CR 3144	CR 3145	CR 2245
Size (cm)	150x31,5				
GTIN	CR SG-S-BPR	CR SG-S- BP-SPR	CR SG-S- BP-DPR	CR SGP-BE-BK	CR SGP-BH-BK

YL	GN	BL	RD	BK
RAL 1020	RAL 6024	RAL 5017	RAL 3020	RAL 9017
W	GR			
RAL 9016	RAL 7042			



22. ESSENTIALS AND ACCESSORIES

22.10 Extra Weight For Traffic Cones



	CR 3146	CR 3147
Material	PVC	
Weight (kg)	2	3
GTIN	CR ACC -B2	CR AD -B3

22.11 Link Bar / Barrier Bar For Cones, Marker Posts and More



	CR 3148	CR 3149	CR 3150	CR 3151	CR 3152
Material	PVC	PVC	TPU	RUBBER	PVC
GTIN	CR EUB-AD	CR EUB-TR-AD	CR EUB-ACC-001	CR EUB-ACC-002	CR EUB-ACC-003

YL	GN	BL	RD	BK
RAL 1020	RAL 6024	RAL 5017	RAL 3020	RAL 9017
W	GR			
RAL 9016	RAL 7042			



22. ESSENTIALS AND ACCESSORIES

22.12 Installation Items



	CR 3105	CR 3109	CR 3100
Material	PP + Steel	Steel	PP
Size (cm)	10		9
Size /Diameter (cm)	1		1,6

YL	GN	BL	RD	BK
RAL 1020	RAL 6024	RAL 5017	RAL 3020	RAL 9017
W	GR			
RAL 9016	RAL 7042			





CROSSROAD DANISMANLIK SANAYI VE TICARET LTD.STI.



**DUMANKAYA MIKS PLAZA Atakent Turgut
Özal Bulvarı No:48/A B1 Blok / No: 203
Halkalı/İSTANBUL**



+90 5422394209



**www.crossroadtraffic.com
info@crossroadtraffic.com**

